




Club Health Assessment for District 1 J through September 2025

			Status	Membership						Reports				Finance		LCIF
Club Number	Club Name	Charter Date	Times in Status Quo in Past 2 Years	Current Member Count **	YTD Members Added	YTD Members Dropped	YTD Net Growth% ***	Member Count 1 Year Ago	Dropped Members Avg.Length of Service	Months Since Membership Update	Current Officers Reported ****	Current President Repeated Term	VP Reported *****	Last Date Reported Service (mm/yyyy)	Account Balance	YTD Donations
Clubs more than two years old																
515	ALGONQUIN	09/18/1939	Active	35	0	1	-2.78%	34	7	0	Y	3	R	06/2025		
	Exc Award (06/30/2016, 06/30/2023)															
516	AURORA	06/23/1922	Active	41	3	0	7.89%	38		0	Y		R	09/2025		
	Exc Award (06/30/2022, 06/30/2023, 06/30/2024)															
144527	Aurora Carillon	12/29/2020	Active	42	0	0	0.00%	34		3	Y	6	R	09/2025		\$400.00
	Exc Award (06/30/2023, 06/30/2024, 06/30/2025)															
35315	AURORA EVENING	04/21/1978	Active	11	0	0	0.00%	11		3	Y			09/2025		
	Exc Award (06/30/2017)															
517	BARTLETT	08/28/1939	Active	73	3	2	1.39%	73	16	0	Y		N	09/2025		\$1,000.00
	Exc Award (06/30/2023)															
29351	BATAVIA	05/23/1974	Active	21	0	0	0.00%	22		11	Y		N	09/2025		\$1,000.00
	Exc Award (06/30/2019, 06/30/2023)															
36855	BIG ROCK	04/17/1979	Active	9	0	0	0.00%	9		12	Y			05/2023	90+ Days	
519	BLOOMINGDALE	09/07/1961	Active	27	0	0	0.00%	23		3	Y		IP	09/2025		
520	BURLINGTON	03/28/1959	Active	17	0	0	0.00%	20		6	Y	2	R	07/2025		
49338	BURR RIDGE-HINSDALE-OAK	03/30/1989	Active	44	5	2	7.32%	38	1	0	Y		N	06/2025		\$2,990.00
	Exc Award (06/30/2019, 06/30/2024)															
523	CLARENDON HILLS	02/23/1950	Active	51	0	0	0.00%	51		1	Y		N	02/2024		
	Exc Award (06/30/2023)															
524	CORTLAND	12/10/1973	Active(1)	31	0	0	0.00%	33		3	Y	2	R	07/2023		
525	CRYSTAL LAKE	08/04/1931	Active	59	1	1	0.00%	53	3	1	Y		N	05/2023		
	Exc Award (06/30/2018, 06/30/2024)															
526	DARIEN	05/25/1971	Active	130	0	2	-1.52%	139	33	0	Y		N	04/2025		
	Exc Award (06/30/2020, 06/30/2022, 06/30/2023)															
527	DE KALB	02/04/1948	Active(1)	10	0	0	0.00%	10		24	N	None		09/2023	90+ Days	
528	DOWNERS GROVE	09/21/1926	Active	11	2	1	10.00%	10	17	1	Y	3		11/2023		
530	DUNDEE TOWNSHIP	03/15/1937	Active	34	0	0	0.00%	31		2	Y		R	05/2025		
	Exc Award (06/30/2019)															




Club Health Assessment for District 1 J through September 2025

			Status	Membership					Reports					Finance		LCIF	
Club Number	Club Name	Charter Date	Times in Status Quo in Past 2 Years	Current Member Count **	YTD Members Added	YTD Members Dropped	YTD Net Growth% ***	Member Count 1 Year Ago	Dropped Members Avg.Length of Service	Months Since Membership Update	Current Officers Reported ****	Current President Repeated Term	VP Reported *****	Last Date Reported Service (mm/yyyy)	Account Balance	YTD Donations	
531	ELBURN	07/31/1929	Active	188	2	0	1.08%	184		1	Y		N	06/2025	90+ Days		
Exc Award (06/30/2023)																	
532	ELGIN	12/25/1921	Active	23	0	0	0.00%	28	3	Y		N	07/2025	\$50.00			
Exc Award (06/30/2019, 06/30/2023, 06/30/2024)																	
533	ELMHURST	09/09/1940	Active	47	1	0	2.17%	41	0	Y	2	R	08/2025	\$147.50			
Exc Award (06/30/2017, 06/30/2018, 06/30/2019, 06/30/2023)																	
534	FOX RIVER GROVE	09/25/1939	Active	50	4	0	8.70%	40	1	Y	3	R	07/2025				
Exc Award (06/30/2018, 06/30/2019, 06/30/2025)																	
535	GENEVA	01/14/1937	Active	60	0	2	-3.23%	67	3	0	Y		N	09/2025			
537	GLEN ELLYN	07/12/1923	Active	23	0	0	0.00%	20		3	Y		N	04/2025			
Exc Award (06/30/2016)																	
538	HAMPSHIRE	08/28/1953	Active	29	0	0	0.00%	30		2	Y		N	05/2023			
539	HANOVER PARK	11/30/1961	Active	16	1	0	6.67%	18		1	Y	2	R	12/2022			
540	HINCKLEY	04/02/1970	Active	30	0	3	-9.09%	32	20	2	Y		R	06/2025			
64110	HUNTLEY AREA	03/28/2001	Active	34	1	2	-2.86%	49	10	1	Y		N	09/2025			
Exc Award (06/30/2018, 06/30/2022, 06/30/2023)																	
542	ISLAND LAKE	09/28/1956	Active	44	1	1	0.00%	39	2	0	Y		R	08/2025			
Exc Award (06/30/2022, 06/30/2023, 06/30/2024)																	
543	ITASCA	08/29/1939	Active(1)	97	0	2	-2.02%	102	25	0	Y		N	06/2025		\$4,000.00	
48706	JOHNSBURG	06/16/1988	Active	28	0	0	0.00%	26		4	Y		N	05/2023			
38845	LEE	08/29/1980	Active	23	0	1	-4.17%	25	9	1	Y	8	R	07/2023		\$60.00	
545	LISLE	05/25/1949	Active	10	0	0	0.00%	17		3	Y		N	06/2025		\$100.00	
Exc Award (06/30/2019, 06/30/2108)																	
546	LOMBARD	10/17/1923	Active	18	0	0	0.00%	18		11	Y			04/2025			
549	MALTA	09/13/1960	Active	38	0	0	0.00%	36		5	Y	2	N	02/2023			
550	MAPLE PARK	01/25/1960	Active	21	2	0	10.53%	19		2	Y	2	R	07/2025			
548	MCHENRY/WONDER LAKE	10/13/1966	Active	19	1	0	5.56%	22		0	Y	6	R	08/2025			
552	NAPERVILLE NOON	07/19/1948	Active	39	0	0	0.00%	39		3	Y		N	09/2025		\$250.00	




Club Health Assessment for District 1 J through September 2025

			Status	Membership						Reports				Finance		LCIF
Club Number	Club Name	Charter Date	Times in Status Quo in Past 2 Years	Current Member Count **	YTD Members Added	YTD Members Dropped	YTD Net Growth% ***	Member Count 1 Year Ago	Dropped Members Avg.Length of Service	Months Since Membership Update	Current Officers Reported ****	Current President Repeated Term	VP Reported *****	Last Date Reported Service (mm/yyyy)	Account Balance	YTD Donations
Exc Award (06/30/2018, 06/30/2023, 06/30/2024)																
554	NORTH AURORA	10/27/1959	Active	40	0	1	-2.44%	39	2	0	Y	2	N	09/2025		\$25.00
Exc Award (06/30/2024)																
47043	OAKBROOK TERRACE	03/12/1987	Active	21	0	0	0.00%	19		2	Y		N	11/2024		
557	ROSELLE	04/26/1934	Active	54	1	1	0.00%	49	0	1	Y	2	R	09/2025		\$175.00
Exc Award (06/30/2016)																
558	SANDWICH	06/20/1949	Active	45	0	0	0.00%	44		4	Y		N	09/2025		\$250.00
Exc Award (06/30/2017, 06/30/2019, 06/30/2023)																
559	SHABBONA	03/03/1970	Active	16	0	0	0.00%	16		2	N		IP	04/2023		
560	SOMONAUK	04/17/1945	Active(1)	18	0	1	-5.26%	26	20	1	Y	2		03/2023		
561	SOUTH ELGIN	10/11/1954	Active	11	0	0	0.00%	12		3	N	8		05/2023		
564	SYCAMORE	10/06/1948	Active	44	1	0	2.33%	43		0	Y		N	09/2025		
Exc Award (06/30/2018, 06/30/2019, 06/30/2022)																
565	UNION	12/12/1957	Active	66	1	0	1.54%	61		0	Y		N	04/2025		\$1,350.00
Exc Award (06/30/2018, 06/30/2021, 06/30/2022, 06/30/2023, 06/30/2024, 06/30/2025)																
566	VILLA PARK	09/25/1923	Active	10	0	0	0.00%	11		2	Y	3		09/2025		
567	WARRENVILLE	06/08/1949	Active	29	0	0	0.00%	28		6	N	None		06/2025		
Exc Award (06/30/2017, 06/30/2019)																
568	WATERMAN	06/08/1954	Active	42	4	0	10.53%	36		1	Y		N	09/2025		
Exc Award (06/30/2018, 06/30/2023, 06/30/2024)																
569	WEST CHICAGO	12/14/1960	Active(1)	20	0	1	-4.76%	28	2	2	N	5	R	03/2023		
570	WESTMONT	01/08/1936	Active	48	4	2	4.35%	43	4	0	Y	2		09/2025		\$1,050.00
Exc Award (06/30/2018, 06/30/2019, 06/30/2020, 06/30/2023, 06/30/2024, 06/30/2025)																
571	WHEATON	09/19/1923	Active	94	1	5	-4.08%	91	7	0	Y			08/2025		
Exc Award (06/30/2019, 06/30/2023)																
573	WINFIELD	03/18/1959	Active	33	0	0	0.00%	33		28	Y	9	R	01/2025	90+ Days	
574	WOOD DALE	10/05/1944	Active(1)	19	0	0	0.00%	15		8	Y	5	R	05/2023	90+ Days	



Club Health Assessment for District 1 J through September 2025

				Status		Membership					Reports				Finance	LCIF
Club Number	Club Name	Charter Date	Times in Status Quo in Past 2 Years	Current Member Count **	YTD Members Added	YTD Members Dropped	YTD Net Growth% ***	Member Count 1 Year Ago	Dropped Members Avg.Length of Service	Months Since Membership Update	Current Officers Reported ****	Current President Repeated Term	VP Reported *****	Last Date Reported Service (mm/yyyy)	Account Balance	YTD Donations

Clubs Cancelled Previous Fiscal Year – Clubs Cancelled within last 12 months may be reinstated

Club Number	Club Name	Charter Date	Current Status*	Cancellation Date
143456	DuPage Tomorrows Alliance	01/05/2021	Cancelled(8*)	06/29/2025

Current Total Clubs Count	YTD New Clubs Count	YTD Cancelled Clubs Count	YTD Net Club Gain	Current Total Members Count	YTD Add	YTD Drop	YTD Net Growth	YTD Net Growth %	Member Count 12 Months Ago	Average Member Count Per Club	% of Clubs with less than 20 members	% No Officer Report in 12 Months	% of Clubs with balance 90+ days	Number of Clubs in Status Quo	% Status Quo Clubs in Financial Suspension	Number of Cancelled Clubs	Average Cancelled Club Age	Members Lost Due to Cancellation	% of Clubs Cancelled for Non-Financial Reasons
54	0	0	0	2,093	39	31	8	0.38%	2,075	39	26%	4%	9%	0	0%	0	0	0	0%

* - P - Priority Club. Cancellation Reasons: 1-Objectives/conduct, 2-Non-active club, 5-Non-existing club, 6-Disbanding, 7-Merger, 8-Financial Suspension, 9-District/Multiple District Dues.

** Red denotes below 15 active members.

*** Red denotes 20% + loss.

**** Y - all 3 (President, Secretary, Treasurer) club officers reported, N - not all 3 reported.

***** Abbreviation: N-New, IP-Immediate Past, R-Repeat.